changeling NEO

A MARK SIMONSON STUDIO FONT

user guide

congratulations on purchasing a license to Changeling Neo. This guide will help you get the most from your new font software. Changeling Neo uses advanced OpenType technology to provide stylistic options not possible in older font formats.

Unicase Design. In Changeling Neo, the old distinction between uppercase and lowercase letters has been blurred. Cases may be freely mixed for stylistic expressiveness. Consistency is encouraged, but not mandatory.

WANDERING
wandering
WANDERING
wandering
WANDERING
wandering
WANDERING

Alternate Character Forms. To further maximize stylistic creativity, an array of alternate forms has been designed. These may be accessed three ways: Stylistic Sets, the Glyph palette, or by using a "Stylistic Alternates" button or menu item. Availability of these three methods depends on the application you are using. (**TABLE A** lists common applications and the methods they provide. Check your application's documentation for more information about working with alternate characters in OpenType fonts.)

Stylistic Sets. There are 14 Stylistic Sets (1–14). The Sets may be used independently or combined as needed. Some sets interact with one another.
For example, Set 1 changes the normal A to a right-leaning A. Set 11 removes the crossbar of the A. Applying both Set 1 and Set 11 changes the normal capital A to a right-leaning A with no crossbar. (See **TABLE B** on the next page for a complete listing of Stylistic Sets in Changeling Neo and their effects. See the documentation of your application for instructions on using Stylistic Sets.)

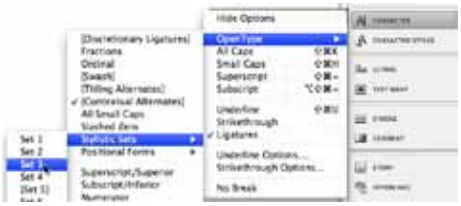

Glyph Palette. Most OpenType-savvy applications include a Glyph palette that provides access to every character in a font. This is a convenient way to change or insert a single alternate character into your text. Characters that have multiple forms are marked with a small right-pointing triangle in the lower right corner of the character cell, enabling you to choose a different form. (See your application's manual for more info about using the Glyph palette.)

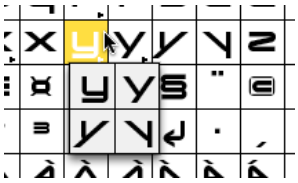

Stylistic Alternates. Some programs also provide a button or menu item labeled "Stylistic Alternates." This changes the selected character to an alternate form, if any. When there are multiple alternate forms, only the first one can be used with this method. (See your application's manual for more info.)

Tabular Figures. Choose "Tabular Lining" or "Tabular Figures" from your application's OpenType menu or palette to change the default proportionally-spaced figures into fixed-width tabular figures.

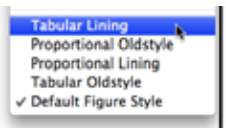

Default: 123
Tabular: 123

Automatic Fractions. Type any two numbers with a forward slash between them (1/2 or 7/16, for example), select them, and then choose "Fractions" from your application's OpenType menu or palette to create custom fractions.

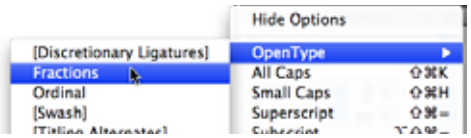

Default: 1/2 7/16
Fractions: 1/2 7/16

Superscript and Subscript. They may not come up much in a display face like this, but Changeling Neo also supports superscript and subscript figure styles.

TABLE A	Stylistic Sets	Glyph Palette	Stylistic Alternates
Adobe InDesign 1.0, 2.0, CS		Yes	
Adobe InDesign CS2, CS3, CS4	Yes	Yes	
Adobe Illustrator CS, CS2, CS3, CS4		Yes	Yes
Adobe Photoshop CS, CS2, CS3, CS4			Yes
QuarkXPress 7.0, 8.0		Yes	

Notes: Adobe Photoshop will accept text containing alternate characters, via the clipboard, from Adobe Illustrator. Adobe Fireworks CS4 will accept text containing alternate characters from Adobe Illustrator or Adobe Photoshop. Other applications support alternate characters to varying degrees. Consult your documentation for more information.

TABLE B	**Off** (Default)	**On** (Set Applied)
Stylistic Set 1	VWYAAM	VWYAAM
Stylistic Set 2	VWYAAM	VWYAAM
Stylistic Set 3	FPR	FPR
Stylistic Set 4	Y	y
Stylistic Set 5	KKX	KKX
Stylistic Set 6	r	r
Stylistic Set 7	l	l
Stylistic Set 8	y	Y
Stylistic Set 9	Q	Q
Stylistic Set 10	G	g
Stylistic Set 11	AAA	AAA
Stylistic Set 12	W (lowercase)	w
Stylistic Set 13	æÆ	æÆ
Stylistic Set 14	1	l

Notes: The y and A shown in Sets 1 and 2 also have Sets 8 and 11 applied, respectively. The second and third A shown in Set 12 also have Sets 1 and 2 applied, respectively. The effect of Set 5 is most noticeable in the Light, Regular, and Inline styles. Accented characters are not shown in this table, but are fully represented in all the Stylistic Sets.

THE COMPLETE CHARACTER SET

AAABCDEFGGHIJKKLMMMNO

PPQQRRSTUVVVWWWWXXYYZ &

ÁÀÂÄÃÅĀĂĄÁÀÂÄÃÅĀĂĄÁÀÂÄ

ÃÅĀĂĄÁÀÂÄÃÅĀĂĄÁÀÂÄÃÅĀĂĄ

ÁÀÂÄÃÅĀĂĄÆǼÆǼÇĆČĈĊĎĐ

ÉÈÊËĔĘĚŊĞĢĜĠĞĢĜĠĤĦÍÌÎÏĨĮĪĬIJĴ

ĶĶŁĹĻĽĿŃŅŇÓÒÔÕØŌŐŎǾŒ

ŔŖŘŔŖŘŠŚŞȘŜŢŤŦÚÙÛÜŪŮŰŲŬŨ

ŴẀẂẄŴẀẂẄŴẀẂẄ

ÝŸŶÝŸŶŽŹŻÐÞÞ

abcdeffghiijkkllmnopqrr

stuvvvwwwwxxyyyyz

áàâäãåāăąæǽææǽçćčĉċďđ

éèêëĕęěŋğģĝġħĥíìîïĩįīĭijĵķĸłĺļľŀłĺļľŀ

ñńņňʼnóòôöõøōőŏǿœŕŗřŕŗř

šśşșŝßţťŧúùûüūůűųŭũŵẁẃẅ

ŵẁẃẅŵẁẃẅŵẁẃẅýÿŷ

ýÿŷýÿŷýÿŷžźżðþ fi fl

1234567890 1 2 3 4 5 6 7 8 9 0

$¢£ƒ€¥¤#%‰ ° 1234567890 1234567890

½ ¼ ¾ / 1234567890⁄1234567890

_–—―()[]{}/\ ‘’‚“”„ ‹›«» .,:;… !?¡¿· ® © ™ •@*†‡§↵

+−×÷=≈≠±<>≤≥¬¦|^~◊√∫∂∑∏Ω∆

ˆˇ˜¨˘˙ˉ˚˝ ¸˛ ,

© MARK SIMONSON 2008. ALL RIGHTS RESERVED. LICENSING INFORMATION: VISIT WWW.MS-STUDIO.COM